




Learning Project 8 - Under the Sea



Miss Brown Willow - Year 4/5

Weekly Reading Tasks

Monday- Encourage your child to read for enjoyment whilst listening to [these sea noises](#).

Tuesday- Ask your child to create a true or false quiz based on the book they read yesterday. Can they test it out (remotely) on a friend who has also read the book?

Wednesday- Ask your child to listen to and read along with [The Mermaid's Lament](#). Find the glossary in the Teach section and see if your child can identify some of the terms used in the poem, for example rhyme and personification.

Thursday- Click on this [Oxford Owl link](#) for a reading comprehension activity about sea adventures. Challenge your child to read the text in under 3 minutes and complete the comprehension questions.

Friday- Your child can access [Newsround](#). Can they find the following: good news, bad news, reference to a famous politician, a story about a popstar and the name of a city or country. This could be completed with a free, local newspaper.

Weekly Writing Tasks

Monday- Visit the Literacy Shed for this wonderful resource on [The Lighthouse](#). Or your child can create a diary entry based on a day in the life of a deep sea diver.

Tuesday- Can they compose their own poem of what a person wishes they could do if they were a sea creature? Why not perform it to the family?

Wednesday- Ask your child to choose [one sea creature of interest](#). They can write a description about it in detail. Think about: its appearance, movement and actions. Remind them to include ambitious vocabulary and complex sentences.

Thursday- **Can your child write an information report about their sea creature from yesterday? This should include: subheadings, key information, pictures**

Weekly Spelling Tasks

Monday- Your child can create a vocabulary bank about life under the sea which includes verbs, adverbs, expanded noun phrases and relative clauses.

Tuesday- Some words end with a ['shus' sound](#). How many more words can your child think of which end with **-tious** or **-cious**? Write the meanings.

Wednesday- Pick 5 Common Exception words from the [Year 3/4 spelling list](#) or [Year 5/6 spelling list](#). Challenge your child to pick one spelling at a time and write it as many times as they can in one minute. Can they beat their score?

Thursday- Task your child with creating a glossary for these sea-related words: **estuary, algae, plankton, tsunami & urchin**. Can they draw illustrations to represent each of these words too?

Friday- Get your child to proofread their writing from the day/week. Encourage them to use a [dictionary](#) to check the spelling of any words that they found challenging. Can they improve any of their word choices?

Weekly Maths Tasks- Converting Time and Timetables

[MyMaths](#) – work is set regularly on MyMaths. Your child should have their log on for this in their homework book.

Monday- Write down the names and ages of each member in your household in years. Get your child to convert the ages into months, days, hours etc.

Tuesday- Choose a film to watch as a family daily. Add up the total running time and record it in hours and minutes - get your child to convert this into just minutes.

Wednesday- Get your child to make a timetable of their typical day at school. How many hours do they spend on each subject? Can they convert this into minutes spent on each subject? Can they convert this into seconds?

Thursday- Click [here](#) to find a timetable of your local bus route (type in the bus number under find a timetable). Give your child different scenarios and they have

and interesting facts. If you have access to a PC, your child could type this up once they have edited their final version.



to work out which bus they need to catch. An example could be - 'Which bus would I have to catch to get to Birmingham for 14:25?'

Friday- Write an under the sea adventure story. Your child should include: dialogue, ambitious vocabulary and a range of openers and conjunctions.

Friday (theme)- Ask your child to look at [this image](#). Can they create a bar chart or pie chart showing the different living things found in the ocean?

Learning Project - to be done throughout the week

The project this week aims to provide opportunities for your child to learn more about life in and around the sea. Learning may focus on the strange and wonderful creatures and plants that occupy our oceans, their habitats and how human beings affect this environment.

- **Working Together to Save Our Oceans** -The [BBC programme Blue Planet 2](#) sparked an outcry about the health of our oceans and the huge threat caused by plastics, but lots of people around the world are working hard to help solve this problem. Direct your child to [read about Madison Edwards](#), a 12 year old environmental activist. Encourage them to do their bit to help preserve our oceans by asking them to keep a '[plastic diary](#)' recording how much single-use plastic the family uses. Ask them to [write down one thing](#) that the family will do to use less plastic.
- **Speeding Through The Seas-** Sailfish are the [fastest fish in the ocean](#). Challenge your child to be just as speedy and complete the following 5 activities as fast as possible: Star jumps, tuck jumps, press-ups, squats and lunges. Ask them to record how many repetitions of each activity they can perform in 1 minute. Can they beat their personal best? Challenge them to record their heart rate (beats per minute) after each activity. **Recommendation at least 2 hours of exercise a week.** 
- **Pirates: Daring Figures of History or Brutal Sea-Thieves?-** Many books have been written and movies made about pirates. But who were the real pirates of the past? Direct your child to explore [these facts](#) about real pirates from history. They could create a fact file or information report about what they have learned, including key dates and figures. Alternatively, they could create a 'wanted' poster for a pirate, including facts about his/her deeds and adventures.
- **Bioluminescence: Lighting up Our Oceans** - Many sea creatures possess a fascinating light-producing ability called [bioluminescence](#). Some fish dangle a lighted lure in front of their mouths to attract prey, while some squid shoot out bioluminescent liquid, instead of ink, to confuse their predators. Direct your child to [find out about bioluminescence](#) and how [some sea creatures rely on this](#) for their survival. They could then choose a sea creature which uses bioluminescence (like the anglerfish) and create a poster fact sheet about it, including what bioluminescence is and how their chosen sea creature uses it.
- **Artwork to Light up Your Life-** **Following on from what your child learned about bioluminescence, direct them to create a bioluminescent sea creature inspired piece of artwork. Based on the resources you have available at home, they could choose to express this as a [drawing](#) or as a [model](#). Encourage them to use bright colours and to be as realistic as possible. Remember to tweet a photo of their artwork using** 

STEM Learning Opportunities #sciencefromhome

Autosub 6000 Ocean Floor Mission

- Learners will need a basic understanding of Scratch before carrying out this Unit. Guides and online tutorials are available [here](#) if needed
- Use scratch to debug and improve the Autosub6000 around the ocean floor. Activity notes and instructions can be found [here](#).

Additional learning resources parents may wish to engage with

- [BBC Bitesize](#) - Lots of videos and learning opportunities for all subjects.
- [Classroom Secrets Learning Packs](#) - Reading, writing and maths activities for different ages.
- [Twinkl](#) - Click on the link and sign up using your email address and creating a password. Use the offer code UKTWINKLHELPS.
- [White Rose Maths](#) online maths lessons. Watch a lesson video and complete the worksheet (can be downloaded and completed digitally).
- [Times Table Rockstars](#) Your child can access this program with their school login. On Times Table Rockstars, children should aim to play Soundcheck for 20 minutes daily.
- IXL online. Click here for [Year 4](#) or [Year 5](#). There are interactive games to play and guides for parents.
- [Mastery Mathematics Learning Packs](#). Take a look at the mastery mathematics home learning packs with a range of different activities and lessons.
- [Y5 Talk for Writing Home-school Booklets](#) are an excellent resource to support your child's speaking and listening, reading and writing skills.

The Learning Projects are based on the **National Curriculum expectations** for the key stage which your child is in. It may be that your child finds the tasks set within the Learning Project for their year group too simple. If this is the case, then we suggest that your child accesses the Learning Projects which are set for the key stage above. Equally, if the projects are too challenging, then we advise that your child accesses the projects for the key stage below.

If your child requires more of a challenge, or you believe that there are some gaps in their learning then [Century Tech](#) is a fantastic resource that is currently free for home learning. The app is designed to address gaps and misconceptions, provide challenge and enables children to retain new knowledge. It uses artificial intelligence to tailor the learning to your child's needs. Sign up [here](#).

Further information can be found at www.stmarysbc.co.uk